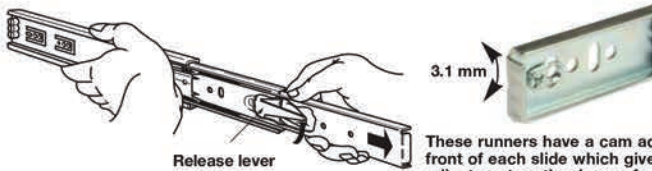


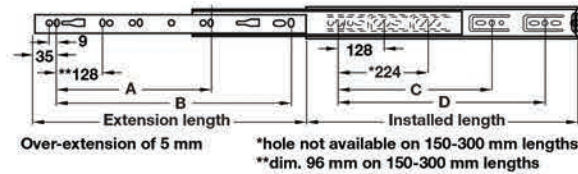
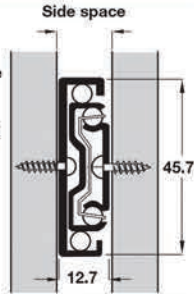
Accuride 3832 front disconnect drawer runners, full extension



Release lever

These runners have a cam adjuster on the front of each slide which gives 3.1 mm adjustment on the drawer front

For optimum performance allow between +0.2mm and +0.5mm over the nominal runner thickness, for the runner space.



> Optional brackets for bottom or shelf mounting of these runners are available, see page 302 for details

- > For applications such as filing cabinets, desk pedestals and general storage drawers
- > Load carrying capacity upto 45 kg (see below for individual runner capacity)
- > Front disconnect (by depressing lever) for drawer removal
- > Hold-in feature holds the closed drawer in. Hold-out feature holds the drawer in the open position
- > 32 mm drilling pattern
- > Tolerance absorption tabs
- > Improved retainer retention device
- > Grooved cabinet member, for better movement
- > Zinc-plated steel
- > *Corrosion resistant for harsh environments, 8 times more protection than regular zinc finishes, stainless steel ball retainer, ball bearings and rivets
- > Order qty: 1 pair

Hold-in feature

Hold-out feature

Full Extension

80,000



Inst. length	Ext. length	Load capacity	Dim. A	Dim. B	Dim. C	Dim. D	Bright	White	Black	*Corr. resistant
Accuride 3832DH, with Hold-in feature										
150 mm	140 mm	39 kg	-	-	-	-	422.41.915	422.41.715	422.41.315	422.41.815
200 mm	203 mm	40 kg	-	141 mm	-	-	422.41.920	422.41.720	422.41.320	422.41.820
250 mm	243 mm	41 kg	-	192 mm	-	-	422.41.925	422.41.725	422.41.325	422.41.825
300 mm	305 mm	42 kg	-	242 mm	-	-	422.41.930	422.41.730	422.41.330	422.41.830
350 mm	356 mm	43 kg	-	292 mm	-	-	422.41.935	422.41.735	422.41.335	422.41.835
400 mm	406 mm	44 kg	-	342 mm	320 mm	-	422.41.940	422.41.740	422.41.340	422.41.840
450 mm	457 mm	45 kg	-	392 mm	352 mm	-	422.41.945	422.41.745	422.41.345	422.41.845
500 mm	508 mm	45 kg	-	442 mm	416 mm	-	422.41.950	422.41.750	422.41.350	422.41.850
550 mm	559 mm	45 kg	-	-	352 mm	448 mm	422.41.955	422.41.755	422.41.355	422.41.855
600 mm	610 mm	45 kg	256 mm	-	352 mm	480 mm	422.41.960	422.41.760	422.41.360	422.41.860
650 mm	660 mm	44 kg	320 mm	-	352 mm	544 mm	422.41.965	422.41.765	422.41.365	422.41.865
700 mm	711 mm	43 kg	320 mm	642 mm	352 mm	544 mm	422.41.970	422.41.770	422.41.370	422.41.870
Accuride 3832DO Hold-out feature										
250 mm	243 mm	41 kg	-	192 mm	-	-	422.91.925			
300 mm	305 mm	42 kg	-	242 mm	-	-	422.91.931			
350 mm	356 mm	43 kg	-	292 mm	-	-	422.91.936			
400 mm	406 mm	44 kg	-	342 mm	320 mm	-	422.91.941			
450 mm	457 mm	45 kg	-	392 mm	352 mm	-	422.91.946			
500 mm	508 mm	45 kg	-	442 mm	416 mm	-	422.91.951			
550 mm	559 mm	45 kg	-	-	352 mm	448 mm	422.91.956			
600 mm	610 mm	45 kg	256 mm	-	352 mm	480 mm	422.91.961			
650 mm	660 mm	44 kg	320 mm	-	352 mm	544 mm	422.91.966			